



We offer large
discounts on prices in this
catalogue.

Please call us for
details on

01386 442244

GRESHAM

Designers & manufacturers of office & leisure furniture



RECEPTION UNITS

SEPTEMBER 2008 ISSUE

GRESHAM RECEPTION

Reception units are made to order and the lead-time to supply these goods will reflect this. Special products are not available.

DESIGNED AND MANUFACTURED TO CONFORM TO:

BS EN 527-1:2000

Office furniture, work tables and desk dimensions.

BS EN 527-2:2002

Test methods for the determination of stability.

BS EN 527-3:2003

Test methods for the determination of strength.

BS 3044:1990

Ergonomics principles in the design and selection of office furniture.

BS EN ISO 9241-5: 1999

Ergonomic requirements for office work with visual display terminals.

BS 8300: 2001

Design of buildings and their approaches to meet the needs of disabled people - Code of practice. (DDA compliance).

Modular panel end units containing:

interchangeable base, top & counter units. Base units can be specified with cut back panels providing clear legroom when adjacent modules are linked. This flexible collection can cater for a variety of front-office requirements whilst offering a robust structure and cost effective solution.

All modules have:

25mm tops and end panels finished with 3mm high impact resistant polypropylene edging. A selection of board finishes are available.

Key features:

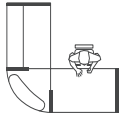
- Ease of identifying, specifying & ordering modules.
- Ease of installation - either tool-free or with use of standard Allen key.
- Base units supplied with steel kick plates.
- Optional cable management.
- Optional third level accessories.
- Base units are 750 tall to allow 700 clearance for DDA compliance.



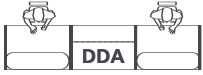
HOW TO ORDER UNITS

LEG POSITIONS

Base units are available with either full or cutback panel ends. Full panels are always required on the outside edge.



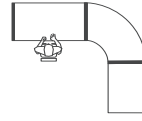
Cut back panels specified at joint. Full panels are required on the outside edge.



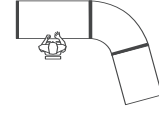
Full panels are required when joining to DDA units.

FOOTPRINTS EXPLANATION

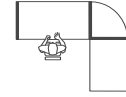
Straight or curved options are available to accommodate space planning requirements.



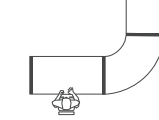
90° Radial unit



60° Radial unit



Corner unit



Inverted unit

CABLE PORTS - SUFFIX CODE (-P)

Units are priced without cable ports. If required, suffix code with (-P) and state cable ports required. Cost addition of £60.00 Retail per unit.



EXAMPLE CODE - AST12FIL/WA/SI-P

Model AST12 - In Walnut/Silver with cable ports.



NINE AVAILABLE COMBINATIONS

When ordering from this price list please specify product code and board finishes. Metalwork is in Silver.

GRAIN DIRECTION

Indicates top panel grain direction.


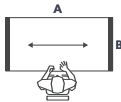

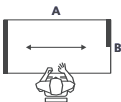

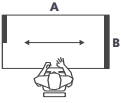

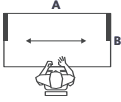

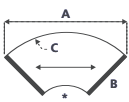

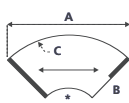

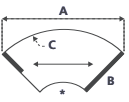

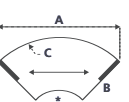


COMBINATIONS	TOP PANELS	END PANELS	FRONT PANELS	CODE SUFFIX
ONE	ROYAL OAK	ROYAL OAK	ROYAL OAK	RY/RY
TWO	ROYAL OAK	ROYAL OAK	SILVER	RY/SI
THREE	BEECH	BEECH	SILVER	BE/SI
FOUR	WHITE	SILVER	SILVER	WH/SI
FIVE	WALNUT	WALNUT	WALNUT	WA/WA
SIX	WALNUT	WALNUT	SILVER	WA/SI
SEVEN	APPLE	APPLE	SILVER	AP/SI
EIGHT	MAPLE	MAPLE	MAPLE	MA/MA
NINE	MAPLE	MAPLE	SILVER	MA/SI

Due to limitations in the printing process, when a finish is shown photographically we recommend that you send for a sample before ordering. E & EO.







GRESHAM RECEPTION

When ordering from this price list please specify product code and board finishes. Metalwork is in Silver. *Indicates seated position of user.


PRODUCT	GRAIN DIRECTION	CODE	A x B x C	ALL GROUPS
STRAIGHT BASE UNIT		Full panel		
		ASB16FF ASB14FF ASB12FF ASB10FF ASB08FF	1600 x 800 1400 x 800 1200 x 800 1000 x 800 800 x 800	806.00 749.00 692.00 634.00 577.00
Cut back right hand panel				
		ASB16FIR ASB14FIR ASB12FIR ASB10FIR ASB08FIR	1600 x 800 1400 x 800 1200 x 800 1000 x 800 800 x 800	806.00 749.00 692.00 634.00 577.00
Cut back left hand panel				
		ASB16FIL ASB14FIL ASB12FIL ASB10FIL ASB08FIL	1600 x 800 1400 x 800 1200 x 800 1000 x 800 800 x 800	806.00 749.00 692.00 634.00 577.00
Cut back left and right hand panels				
		ASB16II ASB14II ASB12II ASB10II ASB08II	1600 x 800 1400 x 800 1200 x 800 1000 x 800 800 x 800	806.00 749.00 692.00 634.00 577.00
RADIAL BASE UNIT		Full panel		
		90° ARB90FF 60° ARB60FF	1838 x 800 x 1300 1300 x 800 x 1300	974.00 963.00
Cut back right hand panel				
		90° ARB90FIR 60° ARB60FIR	1838 x 800 x 1300 1300 x 800 x 1300	974.00 963.00
Cut back left hand panel				
		90° ARB90FIL 60° ARB60FIL	1838 x 800 x 1300 1300 x 800 x 1300	974.00 963.00
Cut back left and right hand panels				
		90° ARB90II 60° ARB60II	1838 x 800 x 1300 1300 x 800 x 1300	974.00 963.00

GRESHAM RECEPTION

When ordering from this price list please specify product code and board finishes. Metalwork is in Silver. *Indicates seated position of user.

PRODUCT	GRAIN DIRECTION	CODE	A x B x C	ALL GROUPS
CORNER UNIT				
<i>Cut back right hand panel</i>				
		90° ARB00FIR	1131 x 800 x 800	952.00
<i>Cut back left hand panel</i>				
		90° ARB00FIL	1131 x 800 x 800	952.00
<i>Cut back left and right hand panel</i>				
		90° ARB00II	1131 x 800 x 800	952.00

SAMPLE CONFIGURATION 1 - WHITE AND SILVER

QTY	CODE	DESCRIPTION	EACH	PRICE	FOOTPRINT
1	ARD60/WH/SI	60° Radial DDA Base Unit	846.00	846.00	
2	ARG90FF/WH/SI	90° Radial Base Unit with Glass Counter Top	1605.00	3210.00	
TOTAL				4056.00	

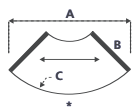


GRESHAM RECEPTION

When ordering from this price list please specify product code and board finishes. Metalwork is in Silver. *Indicates seated position of user.

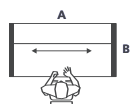
PRODUCT **GRAIN DIRECTION** **CODE** **A x B x C** **ALL GROUPS**

RADIAL INVERTED BASE UNIT



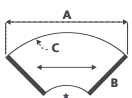
90°	AIRB90FF	1838 x 800 x 1300	974.00
60°	AIRB60FF	1300 x 800 x 1300	963.00

STRAIGHT DDA BASE UNIT



ASD16	1600 x 800	806.00
ASD14	1400 x 800	749.00
ASD12	1200 x 800	692.00
ASD10	1000 x 800	634.00
ASD08	800 x 800	577.00

RADIAL DDA BASE UNIT

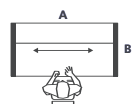


90°	ARD90	1838 x 800 x 1300	859.00
60°	ARD60	1300 x 800 x 1300	846.00

STRAIGHT BASE UNIT WITH WOODEN FILE HUTCH

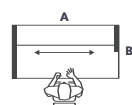
Full panel

SUPPLIED AS COMPLETE UNIT, FILE HUTCHES ARE 300mm DEEP X 355mm HIGH.
CAN ACCEPT A4 LEVER ARCH FILES



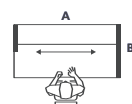
AST16FF	1600 x 800	1191.00
AST14FF	1400 x 800	1116.00
AST12FF	1200 x 800	1040.00
AST10FF	1000 x 800	965.00
AST08FF	800 x 800	890.00

Cut back right hand panel



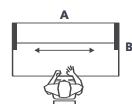
AST16FIR	1600 x 800	1191.00
AST14FIR	1400 x 800	1116.00
AST12FIR	1200 x 800	1040.00
AST10FIR	1000 x 800	965.00
AST08FIR	800 x 800	890.00

Cut back left hand panel



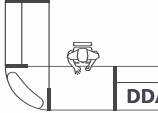
AST16FIL	1600 x 800	1191.00
AST14FIL	1400 x 800	1116.00
AST12FIL	1200 x 800	1040.00
AST10FIL	1000 x 800	965.00
AST08FIL	800 x 800	890.00

Cut back left and right hand panels



AST16II	1600 x 800	1191.00
AST14II	1400 x 800	1116.00
AST12II	1200 x 800	1040.00
AST10II	1000 x 800	965.00
AST08II	800 x 800	890.00

SAMPLE CONFIGURATION 2 - WALNUT AND SILVER

QTY	CODE	DESCRIPTION	EACH	PRICE	FOOTPRINT
1	AST12FIL/WA/SI	1200 Straight Base Unit with Wooden File Hutch	1040.00	1040.00	 <p>* CUT BACK PANEL POSITION</p>
1	ARG00II/WA/SI	90° Radial Corner Base Unit with Glass Counter Top	1270.00	1270.00	
1	ASB12FIR/WA/SI	1200 Straight Base Unit	692.00	692.00	
1	ASD12/WA/SI	1200 Straight DDA Base UNIT	692.00	692.00	
			TOTAL	3694.00	



GRESHAM RECEPTION

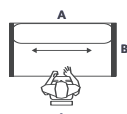
When ordering from this price list please specify product code and board finishes. Metalwork is in Silver. *Indicates seated position of user.

PRODUCT **GRAIN DIRECTION** **CODE** **A x B x C** **ALL GROUPS**

STRAIGHT BASE UNIT WITH WOODEN COUNTER TOP

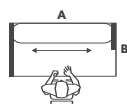
Full panel

WOODEN COUNTER TOP HEIGHT - 1035mm



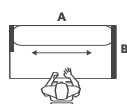
ASW16FF	1600 x 800	889.00
ASW14FF	1400 x 800	830.00
ASW12FF	1200 x 800	772.00
ASW10FF	1000 x 800	714.00
ASW08FF	800 x 800	656.00

Cut back right hand panel



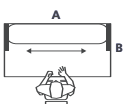
ASW16FIR	1600 x 800	889.00
ASW14FIR	1400 x 800	830.00
ASW12FIR	1200 x 800	772.00
ASW10FIR	1000 x 800	714.00
ASW08FIR	800 x 800	656.00

Cut back left hand panel



ASW16FIL	1600 x 800	889.00
ASW14FIL	1400 x 800	830.00
ASW12FIL	1200 x 800	772.00
ASW10FIL	1000 x 800	714.00
ASW08FIL	800 x 800	656.00

Cut back left and right hand panels

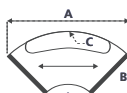


ASW16II	1600 x 800	889.00
ASW14II	1400 x 800	830.00
ASW12II	1200 x 800	772.00
ASW10II	1000 x 800	714.00
ASW08II	800 x 800	656.00

RADIAL BASE UNIT WITH WOODEN COUNTER TOP

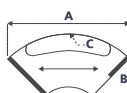
Full panel

WOODEN COUNTER TOP HEIGHT - 1035mm



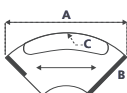
90° ARW90FF	1838 x 800 x 1300	1186.00
60° ARW60FF	1300 x 800 x 1300	1175.00

Cut back right hand panel Radial unit



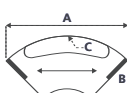
90° ARW90FIR	1838 x 800 x 1300	1186.00
60° ARW60FIR	1300 x 800 x 1300	1175.00

Cut back left hand panel Radial unit



90° ARW90FIL	1838 x 800 x 1300	1186.00
60° ARW60FIL	1300 x 800 x 1300	1175.00

Cut back left and right hand panel Radial unit



90° ARW90II	1838 x 800 x 1300	1186.00
60° ARW60II	1300 x 800 x 1300	1175.00

GRESHAM RECEPTION

When ordering from this price list please specify product code and board finishes. Metalwork is in Silver. *Indicates seated position of user.

PRODUCT **GRAIN DIRECTION** **CODE** **A x B x C** **ALL GROUPS**

CORNER UNIT WITH WOODEN COUNTER TOP

Cut back right hand panel



90° ARW00FIR 1131 x 800 x 800 | 1164.00 |

Cut back left hand panel



90° ARW00FIL 1131 x 800 x 800 | 1164.00 |

Cut back left and right hand panel



90° ARW00II 1131 x 800 x 800 | 1164.00 |

SAMPLE CONFIGURATION 3 - MAPLE AND MAPLE

QTY	CODE	DESCRIPTION	EACH	PRICE	FOOTPRINT
2	ASW12FF/MA/MA	1200 Straight Base Unit with Wooden Counter Top	772.00	1544.00	
1	ASD12/MA/MA	1200 Straight DDA Base Unit	692.00	692.00	
2	ASA12Z/MA	Pair of Shelves for 1200 Base Unit (optional)	41.00	81.00	
			TOTAL	2317.00	



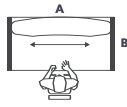
GRESHAM RECEPTION

When ordering from this price list please specify product code and board finishes. Metalwork is in Silver. *Indicates seated position of user.

PRODUCT **GRAIN DIRECTION** **CODE** **A x B x C** **ALL GROUPS**

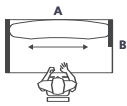
STRAIGHT BASE UNIT WITH GLASS COUNTER TOP *Full panel*

GLASS COUNTER TOP HEIGHT - 1025mm



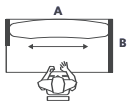
ASG16FF	1600 x 800	1440.00
ASG14FF	1400 x 800	1382.00
ASG12FF	1200 x 800	1323.00
ASG10FF	1000 x 800	1265.00
ASG08FF	800 x 800	1207.00

Cut back right hand panel



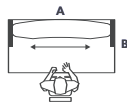
ASG16FIR	1600 x 800	1440.00
ASG14FIR	1400 x 800	1382.00
ASG12FIR	1200 x 800	1323.00
ASG10FIR	1000 x 800	1265.00
ASG08FIR	800 x 800	1207.00

Cut back left hand panel



ASG16FIL	1600 x 800	1440.00
ASG14FIL	1400 x 800	1382.00
ASG12FIL	1200 x 800	1323.00
ASG10FIL	1000 x 800	1265.00
ASG08FIL	800 x 800	1207.00

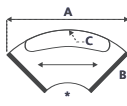
Cut back left and right hand panel



ASG16II	1600 x 800	1440.00
ASG14II	1400 x 800	1382.00
ASG12II	1200 x 800	1323.00
ASG10II	1000 x 800	1265.00
ASG08II	800 x 800	1207.00

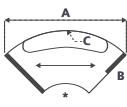
RADIAL BASE UNIT WITH GLASS COUNTER TOP *Full panel*

GLASS COUNTER TOP HEIGHT - 1025mm



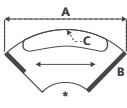
90° ARG90FF	1838 x 800 x 1300	1605.00
60° ARG60FF	1300 x 800 x 1300	1574.00

Cut back right hand panel Radial unit



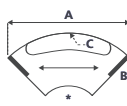
90° ARG90FIR	1838 x 800 x 1300	1605.00
60° ARG60FIR	1300 x 800 x 1300	1574.00

Cut back left hand panel Radial unit



90° ARG90FIL	1838 x 800 x 1300	1605.00
60° ARG60FIL	1300 x 800 x 1300	1574.00







Cut back left and right hand panel Radial unit







90° ARG90II	1838 x 800 x 1300	1605.00
60° ARG60II	1300 x 800 x 1300	1574.00



GRESHAM RECEPTION



When ordering from this price list please specify product code and board finishes. Metalwork is in Silver. *Indicates seated position of user.

PRODUCT	GRAIN DIRECTION	CODE	A x B x C	ALL GROUPS
CORNER UNIT WITH GLASS COUNTER TOP				
<i>Cut back right hand panel</i>				
		90° ARG00FIR	1131 x 800 x 800	1270.00
<i>Cut back left hand panel</i>				
		90° ARG00FIL	1131 x 800 x 800	1270.00
<i>Cut back left and right hand panel</i>				
		90° ARG00II	1131 x 800 x 800	1270.00

PRODUCT	GRAIN DIRECTION	CODE	TO FIT	ALL GROUPS
INTERNAL STRAIGHT BASE UNIT - SHELVES - 25mm thick MFC panels & fitting - Supplied in pairs				
		ASA16Z ASA14Z ASA12Z ASA10Z ASA08Z	1600 WIDE UNIT 1400 WIDE UNIT 1200 WIDE UNIT 1000 WIDE UNIT 800 WIDE UNIT	47.00 44.00 41.00 38.00 33.00

PRODUCT	GRAIN DIRECTION	CODE	TO FIT	ALL GROUPS
INTERNAL RADIAL BASE UNIT - SHELVES - 25mm thick MFC panels & fitting - Supplied in pairs				
		ARA90Z ARA60Z	RADIAL 90° UNIT RADIAL 60° UNIT	33.00 33.00

PRODUCT	GRAIN DIRECTION	CODE	W x D x H	GROUP 1	GROUP 2	GROUP 3
TALL UNDER DESK PEDESTAL						
		MOBILE KNPUM3Z STATIC KNPUS3Z	430 x 600 x 625 430 x 600 x 625	212.00 212.00	223.00 223.00	234.00 234.00

PRODUCT	GRAIN DIRECTION	CODE	W x D x H	GROUP 1	GROUP 2	GROUP 3
TALL UNDER DESK SLIMLINE PEDESTAL						
		MOBILE KNSPUM3Z STATIC KNSPUS3Z	343 x 600 x 625 343 x 600 x 625	212.00 212.00	223.00 223.00	234.00 234.00

INFORMATION



GRAIN DIRECTION - Top panel **GROUP 1** - Royal Oak **GROUP 2** - Beech, Grey or Walnut **GROUP 3** - Apple, Maple, Pastels or White

GRESHAM

Designers & manufacturers of office & leisure furniture

Head Office:

Platinum Park, Lynstock Way, Horwich,
Bolton. BL6 4SA

t: 01204 664422 **f:** 01204 664433

e: info@gof.co.uk **w:** www.gof.co.uk

London Showroom:

Holywell Centre,
1 Phipp Street,
London. EC2A 4PS

t: 0870 1631653

