



# essirith<sup>2</sup>



We are  
Ergonomic

sven  
EST. 1974













**Collision sensor**

Sensitive collision sensor with auto-reverse: safety feature that stops and reverses movement if an obstacle is encountered.

**Modular and interchangeable**

Matching adjustable-height and fixed-height desks may be freely combined and rearranged as desired. Control costs by only specifying height adjustability where necessary.

**Easily change configurations**

The functionality of bench desks with the flexibility of stand-alone desks. Desks configured back-to-back can be used independently if workplace needs change.

**Letterbox screens**

Letterbox screens with cable trays separate back-to-back desks but allow shared access to cabling.

**Fixed-height desks**

Fixed and adjustable-height desks have matching frames, and share the same options of cable trays, modesty panels and screens.

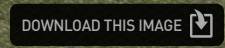
**Slimline drawers**

Optional slimline drawers keep frequently used items conveniently to hand.

**Complementary tables**

Wide choice of meeting tables with colour matched frames.







### HiRise<sup>2</sup> height range



**Low noise** – just 37dB

**Long life:** tested to EN527 with double durability (10,000 cycles)

(HiRise<sup>2</sup> fixed height desks are 735mm high)

### HiRise<sup>2</sup> desk sizes

